



ITT

Pure-Flo®

Integral Sterile Access and GMP (ISG)

The ISG combines the functionality of the two most common process fabrications (Sterile Access (SA) and GMP) into one assembly, greatly reducing the deadlegs of conventional SA and GMP fabrications when a purge valve is required.

This is achieved by providing the purge valve integral to the main body design. By simply rotating the assembly, one fabricated block body can provide three process fabrication orientations: Standard Sterile Access Port (SAP) and vertical GMP porting above and below the weir. The result is one integral valve assembly, which reduces contact surfaces and hold up volume, while minimizing dimensional envelope and increasing design flexibility.

Typical Applications:

- Process diversion, steam barrier/block sampling

Specifications

Standard Sizes:

- 0.5" - 2" (DN15 - 50)
- Other sizes available upon request

Materials:

- 316L ASTM - A479
- DIN 177440, 1.4435
- Other materials available upon request

Standard End Connections:

- 14, 16, 18, 20 Gauge OD tubing
- DIN/ISO
- Tri-Clover Tri-Clamp®
- Others available upon request



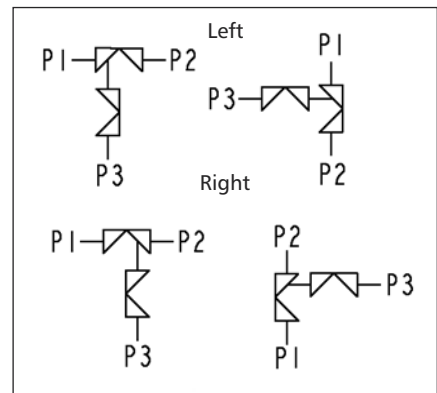
Sterile Access

GMP

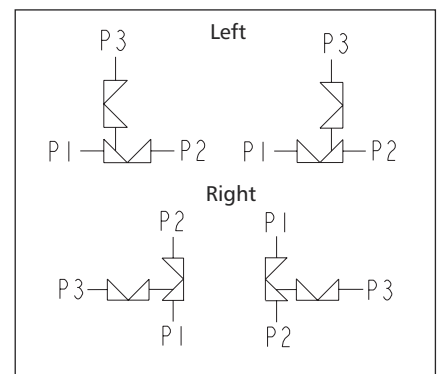
ISG



Patent # 6,401,756



ISG



Inverted ISG

Engineered for life

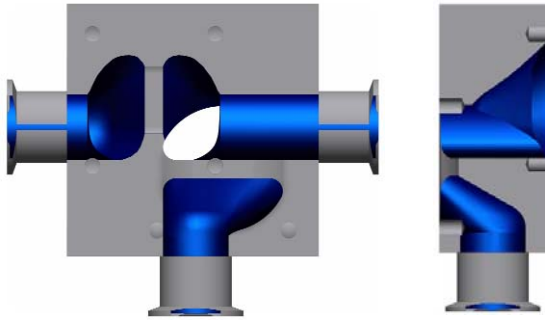


ITT

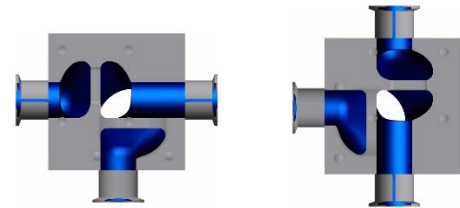
Pure-Flo®

ISG

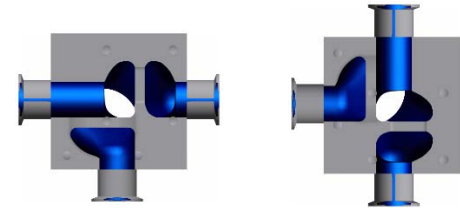
Flow Path



Valve Orientation



Right Option



Left Option

Inverted ISG

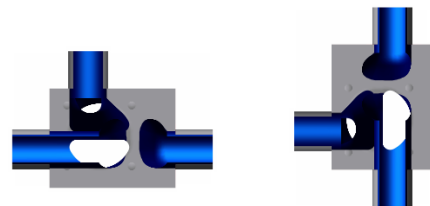
Flow Path



Valve Orientation



Right Option



Left Option

Engineered for life



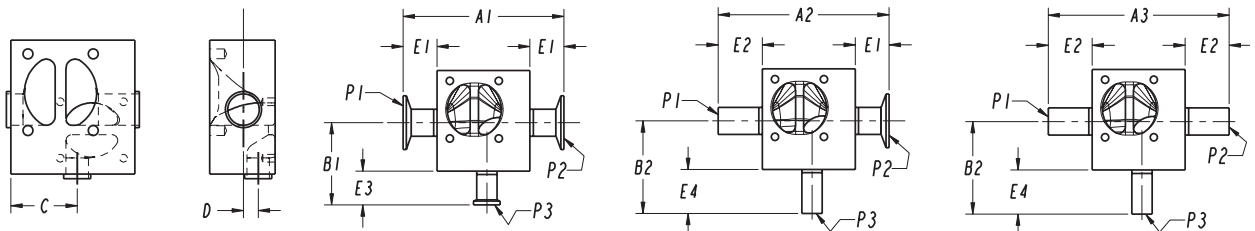
ITT

Pure-Flo®

General Dimensions

VALVE SIZE (MAIN x PURGE)	DIMENSIONS										
	A1	A2	A3	B1	B2	C	D	E1	E2	E3	E4
1/2"BT x 1/2"BT	3.25 [82.6]	4.25 [108.0]	5.25 [133.4]	1.67 [42.4]	2.67 [67.8]	1.05 [26.7]	0.09 [2.29]	0.625 [15.9]	1.63 [41.3]	0.625 [15.9]	1.63 [41.3]
1/2"PF x 1/2"BT	3.53 [89.7]	4.53 [115.1]	5.53 [140.5]	1.67 [42.4]	2.67 [67.8]	1.32 [33.5]	0.12 [3.1]	0.625 [15.9]	1.63 [41.3]	0.625 [15.9]	1.63 [41.3]
1/2"PF x 1/2"PF	3.85 [97.8]	4.85 [123.2]	5.85 [148.6]	1.94 [49.3]	2.94 [74.7]	1.32 [33.5]	0.19 [4.8]	0.625 [15.9]	1.63 [41.3]	0.625 [15.9]	1.63 [41.3]
3/4" x 1/2"BT	3.70 [94.0]	4.70 [119.4]	5.70 [144.8]	1.85 [47.0]	2.85 [72.4]	1.54 [39.1]	0.31 [7.9]	0.625 [15.9]	1.63 [41.3]	0.625 [15.9]	1.63 [41.3]
3/4" x 1/2"PF	4.07 [103.4]	5.07 [128.8]	6.07 [154.2]	2.07 [52.6]	3.07 [78.0]	1.54 [39.1]	0.40 [10.2]	0.625 [15.9]	1.63 [41.3]	0.625 [15.9]	1.63 [41.3]
3/4" x 3/4"	4.57 [116.1]	5.57 [141.5]	6.57 [166.9]	2.28 [57.9]	3.28 [83.3]	1.66 [42.2]	0.22 [5.6]	0.625 [15.9]	1.63 [41.3]	0.625 [15.9]	1.63 [41.3]
1" x 1/2"BT	5.25 [133.4]	5.63 [143.0]	6.00 [152.4]	1.96 [49.8]	2.96 [75.2]	1.70 [43.2]	0.47 [11.9]	1.25 [31.8]	1.63 [41.3]	0.625 [15.9]	1.63 [41.3]
1" x 1/2"PF	5.50 [139.7]	5.87 [149.1]	6.25 [158.8]	2.19 [55.6]	3.19 [81.0]	1.71 [43.4]	0.56 [14.2]	1.25 [31.8]	1.63 [41.3]	0.625 [15.9]	1.63 [41.3]
1" x 3/4"	5.93 [150.6]	6.30 [160.0]	6.68 [169.7]	2.41 [61.2]	3.41 [86.6]	1.84 [46.7]	0.41 [10.4]	1.25 [31.8]	1.63 [41.3]	0.625 [15.9]	1.63 [41.3]
1" x 1"	6.41 [162.8]	6.79 [172.5]	7.16 [181.9]	3.24 [82.3]	3.61 [91.7]	1.96 [49.8]	0.02 [0.5]	1.25 [31.8]	1.63 [41.3]	1.25 [31.8]	1.63 [41.3]
1-1/2" x 1/2"BT	6.13 [155.7]	6.50 [165.1]	6.88 [174.8]	2.19 [55.6]	3.19 [81.0]	2.19 [55.6]	0.66 [16.8]	1.25 [31.8]	1.63 [41.3]	0.625 [15.9]	1.63 [41.3]
1-1/2" x 1/2"PF	6.13 [155.7]	6.50 [165.1]	6.88 [174.8]	2.44 [62.0]	3.44 [87.4]	2.19 [55.6]	0.81 [20.6]	1.25 [31.8]	1.63 [41.3]	0.625 [15.9]	1.63 [41.3]
1-1/2" x 3/4"	6.47 [164.3]	6.84 [173.7]	7.22 [183.4]	2.69 [68.3]	3.69 [93.7]	2.31 [58.7]	0.72 [18.3]	1.25 [31.8]	1.63 [41.3]	0.625 [15.9]	1.63 [41.3]
1-1/2" x 1"	6.86 [174.2]	7.23 [183.6]	7.61 [193.3]	3.46 [87.9]	3.84 [97.5]	2.44 [62.0]	0.32 [8.1]	1.25 [31.8]	1.63 [41.3]	1.25 [31.8]	1.63 [41.3]
1-1/2" x 1-1/2"	7.75 [196.9]	8.13 [206.5]	8.50 [215.9]	3.94 [100.1]	4.31 [109.5]	2.69 [68.3]	0.10 [2.5]	1.25 [31.8]	1.63 [41.3]	1.25 [31.8]	1.63 [41.3]
2" x 1/2"BT	6.75 [171.5]	7.38 [187.5]	8.00 [203.2]	2.56 [65.0]	3.56 [90.4]	2.50 [63.5]	0.85 [21.6]	1.25 [31.8]	1.88 [47.6]	0.625 [15.9]	1.63 [41.3]
2" x 1/2"PF	6.75 [171.5]	7.38 [187.5]	8.00 [203.2]	2.69 [68.3]	3.69 [93.7]	2.50 [63.5]	0.97 [24.6]	1.25 [31.8]	1.88 [47.6]	0.625 [15.9]	1.63 [41.3]
2" x 3/4"	6.78 [172.2]	7.41 [188.2]	8.03 [204.0]	2.87 [72.9]	3.87 [98.3]	2.63 [66.8]	0.91 [23.1]	1.25 [31.8]	1.88 [47.6]	0.625 [15.9]	1.63 [41.3]
2" x 1"	7.19 [182.6]	7.81 [198.4]	8.44 [214.4]	3.71 [94.2]	4.09 [103.9]	2.75 [69.9]	0.57 [14.5]	1.25 [31.8]	1.88 [47.6]	1.25 [31.8]	1.63 [41.3]
2" x 1-1/2"	8.07 [205.0]	8.69 [220.7]	9.32 [236.7]	4.19 [106.4]	4.56 [115.8]	3.00 [76.2]	0.44 [11.2]	1.25 [31.8]	1.88 [47.6]	1.25 [31.8]	1.63 [41.3]
2" x 2"	8.81 [223.8]	9.44 [239.8]	10.06 [255.5]	4.50 [114.3]	5.12 [130.0]	3.25 [82.6]	0.13 [3.3]	1.25 [31.8]	1.88 [47.6]	1.25 [31.8]	1.88 [47.6]

BT = Bio-Tek, PF = Pure-Flo



Please contact Pure-Flo CA at 805-520-7200 for the latest drawing and dimensional information. The above drawing should only be used as a general reference.

Engineered for life



ITT

Pure-Flo®

How to Order an ISG

Integral Sterile Access and GMP valve with a 1.5" wrought stainless steel body, inlets and outlets on the main valve (P1 and P2) are sanitary clamp with a buttweld end, second valve is an end connection option 2, second valve is a .5" Pure-Flo, 25 Ra interior finish, standard exterior finish (Scotch Brite).

Figure Number: ISG-1.5-2-.5-SVPF-R-W-6-1-0

Configuration Example		ISG	1.5	2	.5	SVPF	R	W	6-1-0
Valve Body	Block Type	ISG							
	Valve Size (Main)		1.5						
	Type (.5" only) ¹								
	Outlet Option			2					
	Second Valve Size				.5				
	Second Valve Type					SVPF			
	Valve Orientation ²						R		
	Body Material							W	
	Polish Selections								6-1-0

¹ For .5 inch valve, must specify Pure-Flo (PF) or Bio-Tek (BT).

² Second valve ported on the left or right side of main valve weir.

To add topworks, see BBTOP-07. For additional figure numbers, see PFORD.

End Connection Options

