

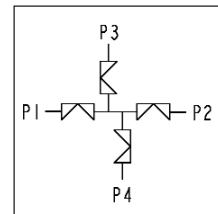


ITT

Pure-Flo®

Integral Sterile Barrier (SB1)

The Sterile Barrier block addresses the issues of achieving sterile barrier technology and utilizing a small dimensional envelope while minimizing contact surfaces and hold up volume. The Integral Sterile Barrier consists of four valves machined from a single block. The common chamber is located in the center of the block and the independent ports are located on the ends. The assemblies consist of two product valves, a steam injection valve and a condensate drain valve. When the two product valves are open and the steam injection and condensate valves are closed, product flows through to the reactor. When the product valves are closed, a chamber is formed between the two valves which, when injected with steam, provides a sterile barrier isolating the reactor.



Typical Applications:

- Creating an aseptic barrier around bioreactors

Specifications

Standard Sizes:

- 0.5" - 4" (DN15 - 100)
- Other sizes available upon request

Materials:

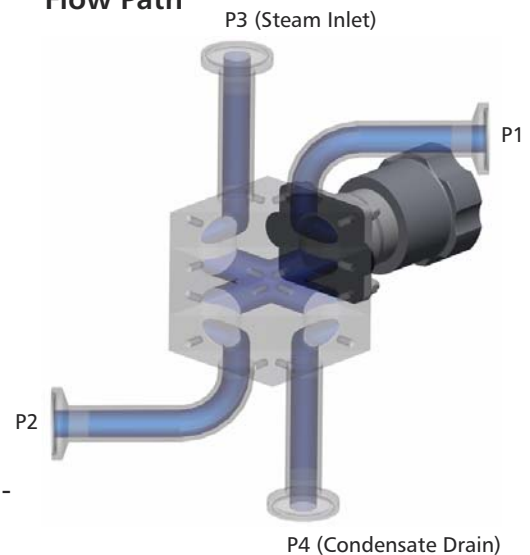
- 316L ASTM - A479
- DIN 177440, 1.4435
- Other materials available upon request

Standard End Connections:

- 14, 16, 18, 20 Gauge OD tubing
- DIN/ISO
- Tri-Clover Tri-Clamp®
- Others available upon request

Compatible with standard Pure-Flo topworks: See PFTOP for details on available manual bonnets or actuator.

Flow Path



Engineered for life



ITT

Pure-Flo®

How to Order a Sterile Barrier

1" Integral Sterile Barrier, wrought stainless steel, Tri-Clamp end connections, 25 Ra interior finish, standard exterior finish (Scotch Brite).

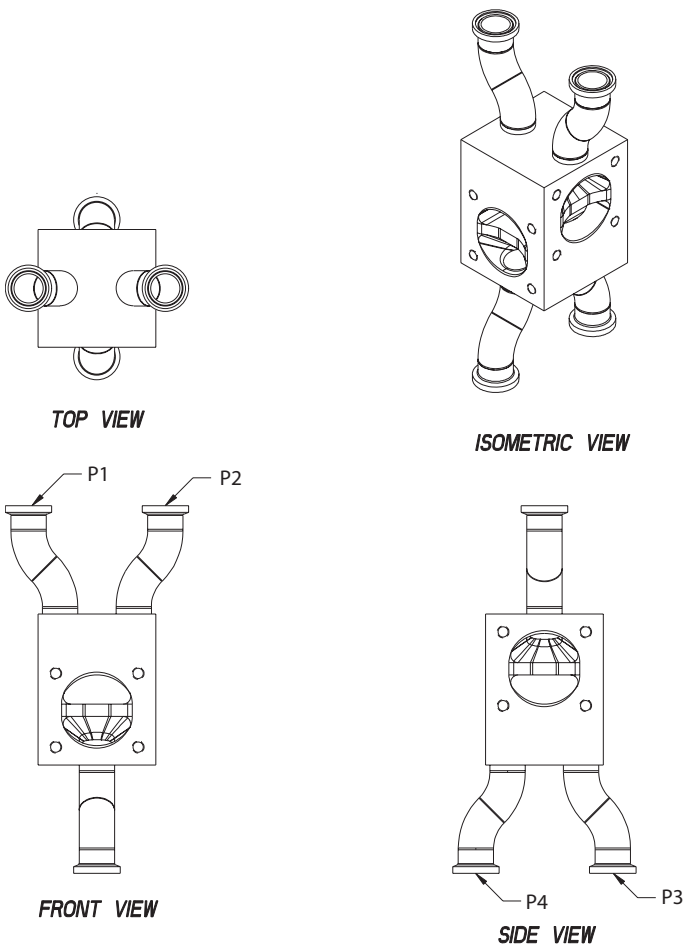
Figure Number: SB1-1-419-W-6-1-0

Configuration Example		SB1	1	419	W	6-1-0
Valve Body	Block Type	SB1	1			
	Process Valve Size		1			
	Type (.5" only) ¹					
	Body End Connections (P1-P4) ²			419		
	Body Material				W	
	Polish Selections					6-1-0

¹ For .5 inch valve, must specify Pure-Flo (PF) or Bio-Tek (BT). PF is recommended for steam application.

² Contact factory for discrete end connection options.

To add topworks, see BBTOP-07. For additional figure numbers, see PFORD.



Please contact Pure-Flo CA at 805-520-7200 for the latest drawing and dimensional information. The above drawing should only be used as a general reference.